







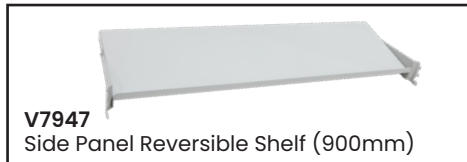

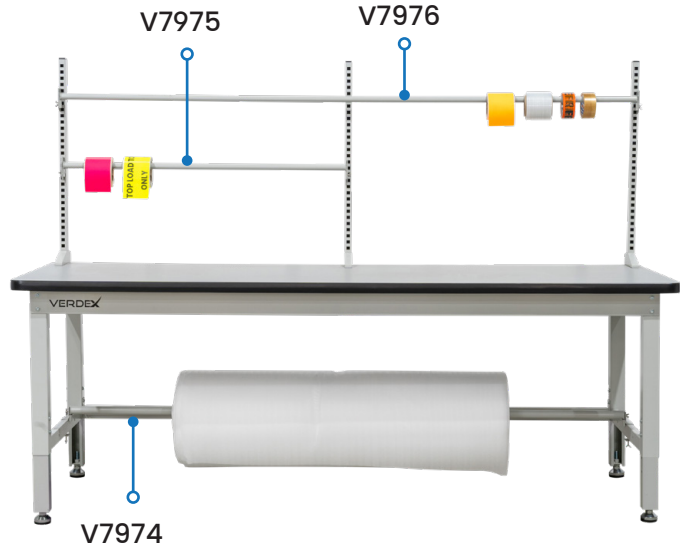


# 2400 Series Heavy Duty Industrial Work Bench with Accessories

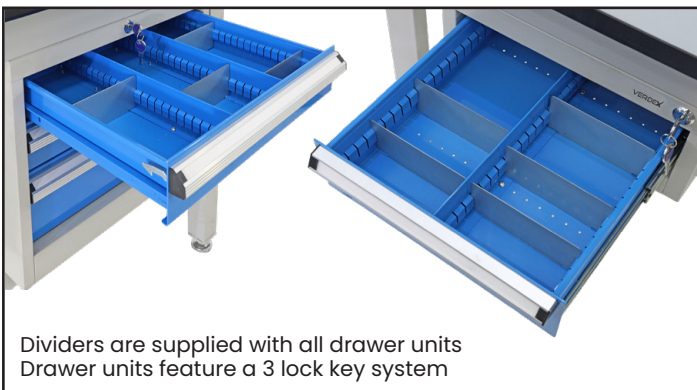

- Maximise the utility of your 2400mm workbench with our extensive selection of accessories
- Underbench Solutions include: Roll Holders, Tool/Keyboard & Printer Shelves, Lockable Cabinets, Drawer Units
- Benchtop Enhancements: Roll Holders, Tool Bin Shelves, Reversible or Tilting Shelves & Light Kits
- Configure your workbench with half or full-length attachment options to meet your unique requirements
- Add-On Accessories: Further optimise your setup with items such as Shelf Dividers, Printer Shelves, Monitor/Tape Dispenser/Document Holders
- Heavy Duty Castor Kit also available



See more information on next page



See more information on next page



See more information on next page

Code	Details	Dimensions (mm)
V8250	Industrial Packing Workbench 2400mm	2400x900 (LxW)
V7257	Kit of 2 x Upright Panel Beams	825 (H)
V7258	Kit of 3 x Upright Panel Beams	825 (H)
<b>Benchtop Options</b>		
V7918	Back Panel Shelf Divider	40x250x173 (WxDxH)
V7919	Tape Dispenser Holder	150x160x90 (WxDxH)
V7920	A4 Document Holder	215x307x75 (WxDxH)
V7921	Monitor Arm	-
V7922	Label Printer Arm	211x300 (WxD)
V7975	Roll Holder (Half length)	1147x70x95 (LxWxH)
V7976	Roll Holder (Full Length)	2322x70x95 (LxWxH)
V7977	Reversible/Tilting Shelf (Half Length)	1147x277x65 (LxWxH)
V7978	Reversible Tilting Shelf (Full Length)	2042x280x65 (LxWxH)
V7979	Tool Bin Rail (Half Length)	1147x38x73 (LxWxH)
V7980	Tool Bin Rail (Full Length)	2322x38x73 (LxWxH)
V7985	Light Kit	2322x38x73 (LxWxH)
<b>Side Panel Options</b>		
V7945	Roll Holder (900mm)	847x70x95 (LxWxH)
V7947	Reversible/Tilting Shelf (900mm)	847x277x65 (LxWxH)
V7949	Tool Bin Rail (900mm)	847x38x83 (LxWxH)
<b>Underbench Options</b>		
V7244	Lockable Drawer Unit (2 drawer)	565x650x280 (WxDxH)
V7312	Lockable Drawer Unit (3 drawer)	565x650x450 (WxDxH)
V7245	Lockable Drawer Unit (6 drawer)	565x580x750 (WxDxH)
V7315	Lockable Cabinet Unit (with shelf)	565x650x450 (WxDxH)
V7246	Castor Kit (includes 4 swivel castors with brakes)	-
V7926	Dividers to suit Undershelf	50x527x355 (WxDxH)
V7927	Tool Holder Shelf (615mm wide)	618x765x172 (WxDxH)
V7928	Slide Out Keyboard Shelf	747x765x127 (LxWxH)
V7929	Slide Out CPU/Printer Shelf	524x765x583 (LxWxH)
V7973	Tool Holder Shelf (Full Length)	2123x765x172 (LxWxH)
V7974	Roll Holder (Full Length)	2202x50x115 (LxWxH)
V7986	Packing Workbench Undershelf (Full Length)	2200x554x53 (LxWxH)

Visit [www.verdex.com.au](http://www.verdex.com.au) for more images & details