

# LT2047 Retail Stock Movement Trolley

**LIFTEX**



- Stackable trolley with a self leveling top shelf which dramatically reduces back injuries and strain as the load automatically increases in height as items are lifted off and lowers as items are loaded.
- The top shelf is self levelling at 0-250kg
- The total overall trolley load capacity is 350kg
- At 200kg the top shelf will be at the lowest position which is 290mm above the bottom shelf allowing for empty crates to be stored underneath
- Internal Platform Size: 1200mm long x 585mm wide
- Overall Height: 1052mm
- Handle Height: 995mm
- Overall Width: 675mm
- Overall Length: 1525mm
- Bottom Platform Height: 200mm
- Top Platform Height: 890mm (highest position)
- Top Platform Height: 485mm (lowest position)
- Overall Load Capacity 400kg
- Type of castors - 4 swivel, 2 fixed
- 4 x TPU swivel castors diameter 125mm and 2 fixed centre wheels which allow for turning within its own length.
- Spring operated press foot floor brake
- Ergonomic handle at both ends
- Aluminium panels and platforms which avoids rust and corrosion
- Unit Weight: 62kg







Product Code: LT2047



Foot press brake

 Sydney (02) 8865 1800  
 nsw@mhaproducts.com.au

 Melbourne (03) 9115 9100  
 vic@mhaproducts.com.au

 Brisbane (07) 3181 5630  
 qld@mhaproducts.com.au

**VERDEX**

# LT2047 Retail Stock Movement Trolley



**LIFTEX**







Clear vision

Trolley is shown to scale loaded with the large RFC crates 578x385x210mm with 15 on the top shelf and 3 on the bottom shelf



 Sydney (02) 8865 1800  
 nsw@mhaproducts.com.au

 Melbourne (03) 9115 9100  
 vic@mhaproducts.com.au

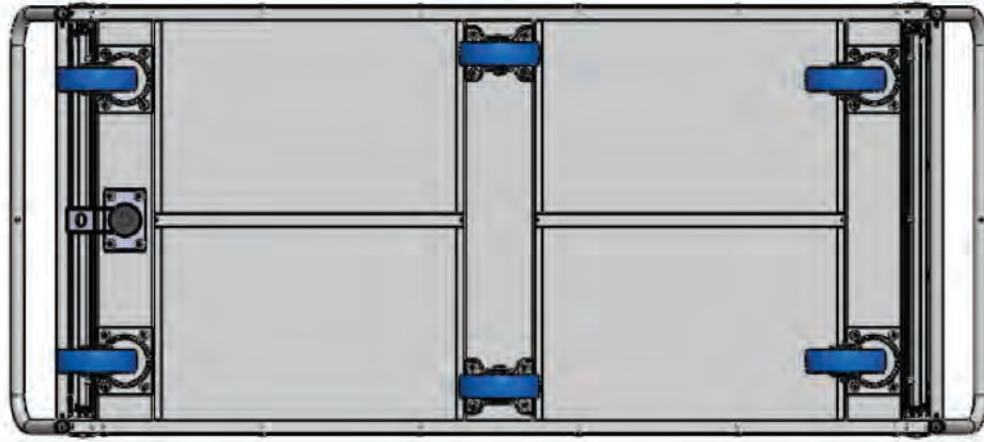
 Brisbane (07) 3181 5630  
 qld@mhaproducts.com.au

**VERDEX**





# LT2047 Retail Stock Movement Trolley



**LIFTEX**





The Liftex self levelling trolley is designed so that the castors are mounted inside the base frame so that they can't be damaged from other trolleys or from fixed objects



 **Sydney** (02) 8865 1800  
 [nsw@mhaproducts.com.au](mailto:nsw@mhaproducts.com.au)

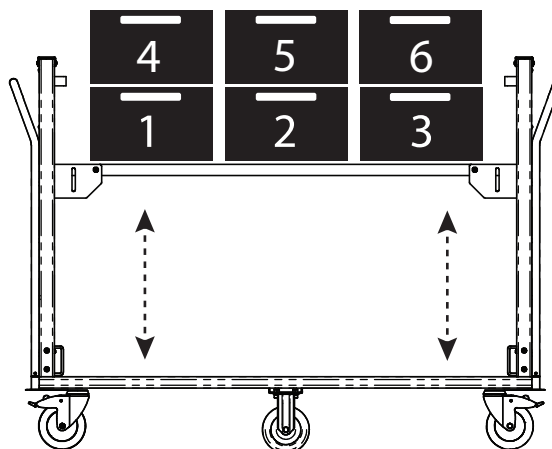
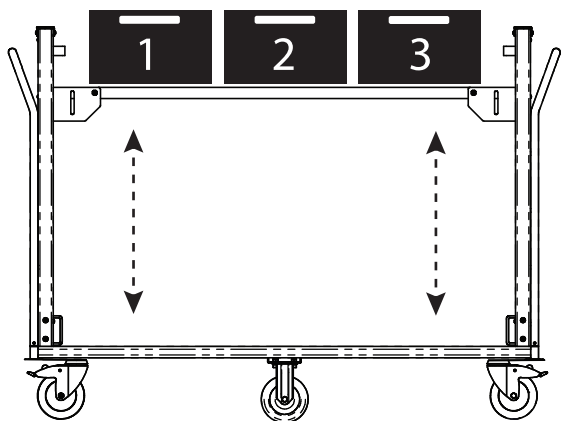
 **Melbourne** (03) 9115 9100  
 [vic@mhaproducts.com.au](mailto:vic@mhaproducts.com.au)

 **Brisbane** (07) 3181 5630  
 [qld@mhaproducts.com.au](mailto:qld@mhaproducts.com.au)

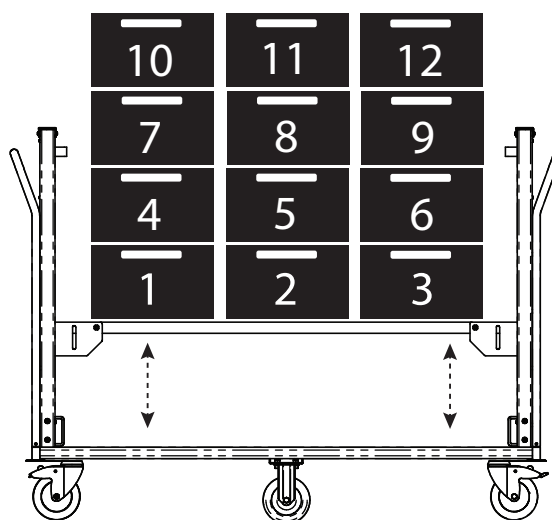
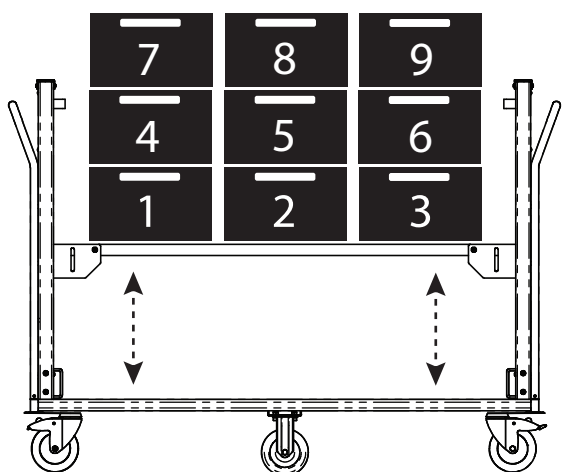
**VERDEX**

# LT2047 Retail Stock Movement Trolley



**LIFTEX**







As loading begins the platform will automatically lower and raise as its loaded/unloaded



View Operational Video Here,  
[www.verdex.com.au/LT2047](http://www.verdex.com.au/LT2047)

 **Sydney** (02) 8865 1800  
 [nsw@mhaproducts.com.au](mailto:nsw@mhaproducts.com.au)

 **Melbourne** (03) 9115 9100  
 [vic@mhaproducts.com.au](mailto:vic@mhaproducts.com.au)

 **Brisbane** (07) 3181 5630  
 [qld@mhaproducts.com.au](mailto:qld@mhaproducts.com.au)

**VERDEX**